

Lesson 5:

Municipal

Government

1. Possible Inquiry Questions:

1. Who is the leader of our municipal government?
2. Who are the councilors of our municipal government?
3. What is a bylaw?
4. How are bylaws made in a municipal government?
5. How might youth get involved with the municipal government?
6. For what services is the local municipal government responsible?
7. How do municipal governments interact with the provincial government?
8. How might I suggest something to my municipal government?

2. Background Information for the Teacher:

In Saskatchewan, the municipal, provincial and federal governments each provide certain services to the people and each has its own mechanism for funding these services. A municipal government is responsible for providing services such as

- utilities such as water and waste water,
- garbage collection and recycling,
- transit and access transit
- Leisure centres
- Emergency services: Fire, Police, Ambulance
- Road and bridge maintenance,
- parks and playgrounds
- city hall
- snow management,
- parking
- Property Taxes.

Municipal governments are locally elected authorities. They include cities, towns, villages, resort villages, northern and rural municipalities. A municipal government's revenue is raised largely from property taxes and provincial grants. (Canadian Encyclopedia, 2021).

In Saskatchewan, municipal councils are elected for four-year terms. If an elected councillor cannot complete their term, the municipality will hold a by-election to elect a new councillor. The newly elected member then holds office for the remainder of the unexpired term of the person whom they replaced. The number of councillors is dependent on the population of the community it serves. Towns, villages and cities that do not have a ward system may increase or decrease the size of their council by passing a bylaw at least 180 days before the general election. ([Government of Saskatchewan, 2021](#))

LESSON 5: MUNICIPAL GOVERNMENT

3. Key Vocabulary:

Municipal • Mayor • Reeve • Councillor • Services

4. Focus/Supplementary Outcomes:

PAA 4.2: Demonstrate an understanding of the provincial system of government.

(d) identify elected local, provincial and federal heads of government.

(e) compare how laws are made at the local and provincial levels.

PAA 4.1 - Analyze the relationship between governance institutions in Saskatchewan and the quality of life of people in the province.

(a) identify ways in which Saskatchewan people can be involved in making decisions which affect their local communities (e.g., run as a candidate for school board, local government, or band elections; vote during elections; attend community forums).

(b) illustrate the organization of the municipal or band decision-making process, including the name of the sitting mayor, reeve or chief.

(c) identify services provided by your municipal government.

5. Timeline: Approximately 2 hours

LESSON 5: MUNICIPAL GOVERNMENT

6. Materials:

- *Prior to lesson, contact your Mayor or Council members to set up a virtual or in person meeting.
- Chart paper or bulletin board with 6 columns titled from left to right:

School Board	Municipal (town or city)	Provincial (Saskatchewan)	Federal (Canada)	First Nation	Métis Nation

(Adapted with permission from Hands-On Social Studies Grade 4, Saskatchewan Edition)

- Government services pictures
 - Cut out and laminate the Government Services pictures in Teacher Resources. You may choose to use Velcro dots on the back of cards and on the chart for easy maneuverability. Use as a whole class or make multiple copies and have students work in groups at a centre.
- Optional:
 - make multiple copies and have students work in groups
 - Glue the chart to a file folder. Place smaller images in an envelope and have students work at a centre, adding items as the unit progresses.
- Student Handout Booklet

LESSON 5: MUNICIPAL GOVERNMENT

7. Motivational Set:

- Ask students if they understand the next three orders of government in the 6-column chart (municipal, provincial and federal). Ask them to make a guess at what a municipal government is, a provincial is and federal is. Ensure students understand each order.
- Have the students sort the pictures on a large chart hanging in classroom:

School Board	Municipal (town or city)	Provincial (Saskatchewan)	Federal (Canada)	First Nation	Métis Nation

The main purpose is to get the students thinking about government services and which government is responsible for them to be completed.

8. Process:

Day 1

1. Review with students:
 - a) What is a municipal government?
 - b) What roles do you think a municipal government has?
 - c) What do services do you think a municipal government is responsible for?
2. Have students go to the municipal website for their community and complete the municipal section of the chart on the handout titled, "Government Leaders".
 - a) Municipal Directory:
(you can search any city, town or village in which you live, to get council information)
<https://www.saskatchewan.ca/government/municipal-administration/municipal-directory>
3. Divide class into groups or do as a large group – generate interview questions to ask local Mayor and/or Councillors. Main topics to help cover curricular outcomes:
 - a) How are by-laws made?
 - b) What services does the local government provide?
 - c) How do people get involved
4. There is a handout provided with interview questions if needed.

LESSON 5: MUNICIPAL GOVERNMENT

Day 2

If a guest speaker from the municipal government has been scheduled:

5. Students will take their own jot notes while listening to guest speaker.
6. Re-visit the services chart from beginning of lesson.....after learning about municipal governments, students should be able to make decisions about the services that government provides. Make changes to the chart as needed.

Alternative if no speaker could be arranged:

5. Students write a letter to a councillor, mayor or reeve from their community. Make copies of the letters to keep on a bulletin board or in a scrapbook.
6. Have students address the envelopes to the city, town or village hall or RM. Mail the original letters.
7. When responses are received from the municipal leaders, distribute to students and have them share the responses with the class. Place the letters on the bulletin board or in the scrapbook with the original letters.

9. Assessment:

1. Continue adding to – “Who governs me?” assessment. Students should complete the graphic organizers for the municipal and provincial government sections of the assessment.




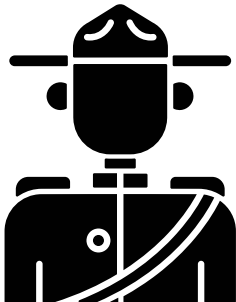


10. Teacher Resources:

- Municipal Administration:
<https://www.saskatchewan.ca/government/municipal-administration>
- Municipal Directory:
(you can search any city, town or village in which you live, to get council information)
<https://www.saskatchewan.ca/government/municipal-administration/municipal-directory>
- About the Saskatchewan Municipal System:
<https://www.saskatchewan.ca/government/government-structure/local-federal-and-other-governments/your-local-government/about-the-saskatchewan-municipal-system#rural-municipalities>

LESSON 5: MUNICIPAL GOVERNMENT


Motivational Set - Government Services Pictures:

(print, laminate and then sort on a large chart)

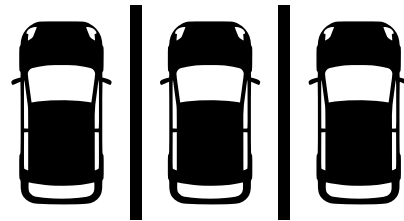
<p>Fire Services</p> 	<p>Swimming Pools</p> 
<p>Hospitals/Medicare</p> 	<p>RCMP</p> 
<p>Education/Schools</p> 	<p>Buying a House</p> 

LESSON 5: MUNICIPAL GOVERNMENT


Rink



Parking Lots



Highway Maintenance



Snow Removal on Highways



Garbage Pick-up



Income Tax



LESSON 5: MUNICIPAL GOVERNMENT

Airports



Indigenous Services




City Bus or Subway Systems



Playgrounds



Recycling



Snow Removal on Streets



LESSON 5: MUNICIPAL GOVERNMENT


Courts (Justice)



Water - drinking and cleaning



Sewer Systems



Police in Larger Cities



Agriculture



Social Services




Power and Authority

Social 4

Student Handbook

Lesson 5: Municipal Government



Name: _____

The purpose of Our Government Unit is to learn about how decisions are made to help Canadians and people in Saskatchewan.

Government Leaders:

Fill in the categories as you learn about each system of government.

Government	Leader	Other
School Division	Division Chair	Trustees
Municipal	Mayor/Reeve	Councillors

Government	Leader	Other
Provincial	Premier	MLA for Your Constituency
Federal	Prime Minister	MP for Your Riding
A First Nation near me	Chief	Councillors
Métis Nation -Saskatchewan	President	Regional Directors
Métis Nation Local	Local President	Citizens

Municipal Government Presentation:

Interview Questions:

What is the role of a municipal government?

1. How are bylaws made in your government structure?

Step 1 -

Step 2 -

Step 3 -

2. Who would enforce these bylaws? _____

3. What services does the local government provide?

Type of Service	Information/Interesting things I heard

4. What are the top 3 recommendations kids can do to get involved in their local government?

1.

2.

3.

References:

Lawson, J., & Jardine, R. L. (2013). Hands on social studies: Grade 4 Saskatchewan Edition. Winnipeg: Portage & Main Press.

Ministry of Education. (2010). Social Studies 4. Regina.